

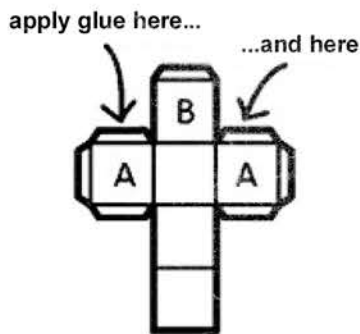


PRINT-AT-HOME EDITION

A REVOLUTIONARY IDEA EVALUATION SYSTEM
FROM VIDEO GAME STUDIO CROWS CROWS
CROWS - AS SEEN IN
CROWSCROWSCROWS.COM/EMAIL/35


Step 1:

Fold along the dotted lines. Flip over so the eyes of the dice (AKA the Deyes) are facing away from you.




Step 3:

Glue up all the remaining bits. Fold "C" over the top of the die and press against glue-covered bits.



Step 2:

Bend up the sides labeled "A", apply glue on the two foldy side bits where shown above. Fold up the thing labeled "B" against the sticky glue-covered bit.



Speak your idea
Roll the die
Receive your evaluation!

FREE " Ideas Dice JUNIOR"

